

Standard round cables, shielded

ST010, ST011

- Standard round cable, shielded, 2 or 5 m for digital, analog and counter boards
- Twisted pairs
- 37-pin SUB-D female connection to 37-pin SUB-D male connector
- Metallized hoods
- Other length on request



ST010-S, ST011-S

- Standard round cable, shielded, for high current, 2 or 5 m
- For digital output boards
- Twisted pairs
- 37-pin SUB-D female connector to 37-pin SUB-D male connector
- Metallized hoods
- Other length on request



Connection cable for serial interfaces, shielded

ST074, ST075

- Standard round cable, shielded, for 4-port serial interfaces.
- Twisted pairs
- 37-pin SUB-D female connector to 4 x 25-pin SUB-D male connector (ST074) or 25-pin SUB-D male connector to 4 x 9-pin (ST075)
- Metallized hoods
- Length 35 cm, other length on request

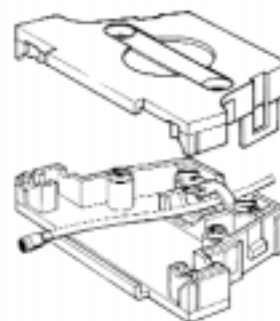


ST7809, ST7825

- Standard round cable, shielded, 35 cm, for 8-port serial interfaces.
- Twisted pairs
- 78-pin SUB-D male connector to 8 x 9-pin SUB-D male connector (ST7809) or to 9 x 25-pin SUB-D male connector (ST7825) (78-pin to board, 9-pin, 25-pin to peripheral)
- Metallized hoods



Shielded metallized hoods with strain relief



Application:

Suitable for use as control or signal cables in noisy environment, for indoor or outdoor applications.


The tight braid reduces the emissions. The copperbraid is used as "ground". Twisted pairs provide protection against crosstalk and external interference.

Construction of the cable

- Plain copper conductor, fine-strand according to VDE 0295 class 5
- Special PVC conductor insulation
- Twisted-pair conductors
- Core identification according to DIN 47100
- Conductors laid up in layers
- Paper tape
- Tinned copper braid shielding
- Covering grade approx. 85%
- Special outer sheath, grey PVC
- Oil and petrol resistant according to VDE 0250 and 04772
- Self-extinguishing (SE) and flame-retardant, B test according to VDE 0472 part 804 and IEC 332-1




Specifications of the cable

Specifications:	Special PVC data line for electronic control tasks according to VDE 0812 and 0814
Temperature range:	-5°C to +80°C
Nominal voltage:	350 V
Test voltage:	2000 V
Insulation resistance:	± 20 MW/km
Inductance:	Approx. 0,65 mH/km
Impedance:	Approx. 78 W
Capacitive coupling:	Approx. 300 pF/100m
Connector cross section:	0.14 mm ² (ST010-S and ST011-S with a connector cross section of 0.25 mm ²)
Material and finish:	ABS, flame-retardant to UL 94 V-0, plastic with nickel finish over Cu.
Temperature range:	-35°C to +95°C
Attenuation factor:	> 40 dB between 300 and 900 MHz
Construction:	The cable screen is screwed low-impedance over strain relief on both sides of the housing hood with locking screws, the connections are crimped.






Shielded cables for industrial applications



Cable designation	Application	Connections	Length
Shielded standard round cable, twisted pairs and with metallized hoods			
 ST010 Connector cross section 0.14 mm ² twisted pairs, shielded	Connection to digital, analog I/O boards, relay output boards, counter boards and screw terminal board	37-pin SUB-D female connector 37-pin SUB-D male connector Wiring: 1:1	2 m
ST011	Connection to digital, analog I/O boards, relay output boards, counter boards and screw terminal board	37-pin SUB-D female connector 37-pin SUB-D male connector Wiring: 1:1	5 m
 ST010-S and ST011-S Connector cross section 0.25 mm ² for data line 0.752 mm ² (for external supply)	Connection to digital boards intended for higher currents CPCI-1500, APCI-1500, APCI-1564, APCI-2032, PA1500, PA 1508, PA 2000	same as ST010 and ST011 Wiring: 1:1	2 m, 5 m
ST021	Connection cable between CPCI-1500, APCI-1500, APCI-1516, PA1500, and relay output board PX 8500	37-pin SUB-D male connector 37-pin SUB-D female connector	2 m
 ST022	Connection cable between - 2 relay output boards PX 8500 - PX 8500 and PX 901-D or PX 9000	2 x 37-pin SUB-D male connector Wiring: 1:1	2 m
ST3122-A ST3122-D	Connection cable between APCI-3122/APCI-3504 and PX9200 analog outputs APCI-3122 and PX9200 digital inputs/outputs	2 x 26-pin SUB-D HD male connector 2 x 15-pin SUB-D HD male connector	2 m 2 m
ST3701	Connection cable between APCI-3701 and PX 3701-8	50-pin SUB-D male connector 50-pin SUB-D female connector	2 m
ST370-8	Connection cable between PA 370-8 and PX 371-8	50-pin SUB-D male connector 50-pin SUB-D female connector	2 m
ST370-16	Connection cable between - PA 370-16 and PX 371-16 - PA 2200 and PX 8000 - APCI/CPCI-1710 and PX 8000	50-pin SUB-D male connector 50-pin SUB-D female connector	2 m
ST8001	- PA 8000 or APCI-8001 and PX 8000		2 m

Other length on request

Cable designation	Application	Connections	Length
Connection cable, twisted pairs and with metallized hoods for the communication boards ADDICOM			
 ST074	Connection cable for 4-port serial interfaces (PA 7500, APCI-7500)	1 x 37-pin SUB-D female connector 4 x 25-pin SUB-D male connector	35 cm
ST075	Connection cable for 4-port serial interfaces (PA 7500, APCI-7500)	1 x 37-pin SUB-D female connector 4 x 9-pin SUB-D male connector	35 cm
 ST7809	Connection cable for 8-port serial interfaces (APCI-7800)	1 x 78-pin SUB-D male connector 8 x 9-pin SUB-D male connector	35 cm
 ST7825	Connection cable for 8-port serial interfaces (APCI-7800)	1 x 78-pin SUB-D male connector 8 x 25-pin SUB-D male connector	35 cm

Cable designation	Application	Connections	Length
Ribbon cable			
FB2200-1/FB1700	Ribbon cable for PA 2200-8-8 and PA 2200-16-8 or PA 1700-2	1 x 34-pin female connector 1 x 37-pin SUB-D male conn. with bracket	20 cm
FB3000	Ribbon cable for PA 3000, PA 3500, APCI-3120, APCI-3501, APCI-3001	1 x 16-pin female connector 1 x 37-pin SUB-D male conn. with bracket	25 cm
FB311	Ribbon cable for PA 311 oder PA 3100	1 x 26-pin female connector 1 x 37-pin SUB-D male conn. with bracket	35 cm